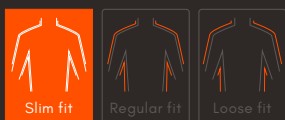


APPAREL SIZE GUIDE

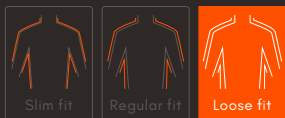


SLIM FIT

We recommend sizing up for a loose fit.



REGULAR FIT



LOOSE FIT

We recommend sizing down for a slim fit.

CHEST

Measure around the chest horizontally at the widest point.

WAIST

Measure around the narrowest part of your waist.

HIP

Measure around the widest point.

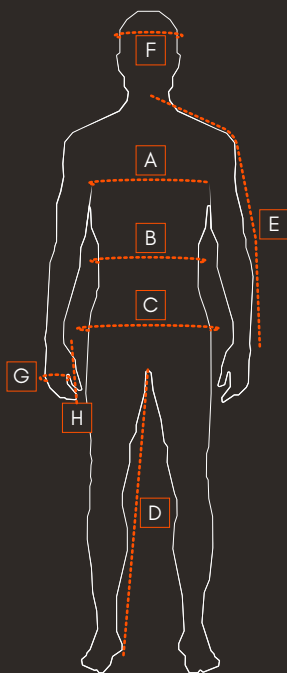
SLEEVE LENGTH

Measure from middle back to wrist (upper side of the sleeve)

INNER LEG

Measure from the top of your leg to the end of your leg (inside of the leg)

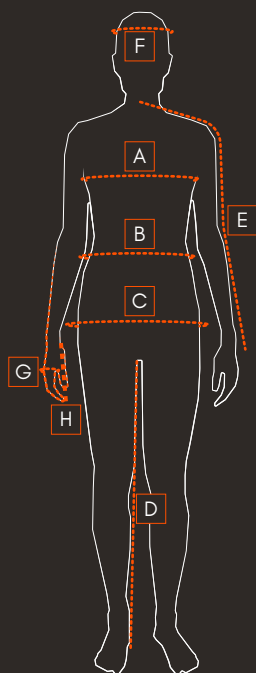
APPAREL SIZE GUIDE



UNISEX / MEN'S (cm)

SIZE	Height	A Chest	B Waist	C Hip	D Inner leg	E Sleeve length
XS	168-172	88-92	74-78	88-92	78-80	62-64
S	172-176	92-96	78-82	92-96	80-82	64-66
M	176-180	96-104	82-90	96-104	82-84	66-68
L	180-184	104-113	90-99	104-113	84-86	68-70
XL	184-188	113-123	99-109	113-123	86-88	70-72
XXL	188-192	123-133	109-119	123-133	88-90	72-74

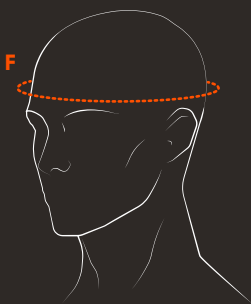
APPAREL SIZE GUIDE



WOMEN'S (cm)

SIZE	Height	A Chest	B Waist	C Hip	D Inner leg	E Sleeve length
XS	158-162	80-84	64-68	88-92	73-75	60-61
S	162-166	84-89	68-73	92-97	75-77	61-62
M	166-170	89-96	73-80	97-104	77-80	62-64
L	170-174	96-105	80-89	104-113	80-83	64-66
XL	174-178	105-115	89-99	113-123	83-86	66-68

APPAREL SIZE GUIDE



HEADWEAR (cm)

SIZE F Circumference

S/M 51-55

M/L 56-61

L/XL 61+

ONE 54-60

From the middle of your forehead, measure around the widest part horizontally.



GLOVES/MITTS (cm)

SIZE G Circumference H Length

XS / 6 16-17

16-18

S / 7 18-19

18-19

M / 8 20-21

19-20

L / 9 22-23

21-23

XL / 10 24-25

23-24

Circumference: Measure around your biggest hand just below the knuckles with your fingers together.

Length: Measure from the wrist on the palm side to the tip of your longest finger



SOCKS

SIZE S M L

EU 37-40

40-43

43-46

UK 4-6,5

6,5-9

9-11

US-M 5-7,5

7,5-10

10-12

US-W 6,5-9

9-11,5

-